

## Specifications

### MODELS

| Code     | Power supply              | Current   | Motor power |
|----------|---------------------------|---|-------------|
| AW5A9750 | 100 ÷ 240 Vac (monophase) | up to 3.0Arms ( peak of 12Arms for 1s max with DC max = 10% ) | up to 750 W |

### POWER STAGE

Ultrasonic chopper frequency 40 kHz

### COMMUNICATION INTERFACE

EtherCAT or Ethernet (Modbus TCP/IP) or Profinet or CANbus and Serial (Modbus RTU)

### FEEDBACK INTERFACE

Incremental encoder input 5 V differential RS422 or single-ended TTL/CMOS (isolated) or absolute encoder input SSI or BiSS-C (isolated)

### POSITION SENSOR INTERFACE

Hall sensor 5 V Single-Ended (TTL/CMOS) (isolated)

### SCI INTERFACE

Service SCI interface for configuration, programming and real time debugging

### OPTOISOLATED INPUTS

up to 16 digital

### OPTOISOLATED OUTPUTS

up to 12 digital

### ANALOGUES INPUTS

up to 2 isolated

### ANALOGUES OUTPUTS

up to 2 isolated

### OPTOISOLATED STO INPUTS

Safe Torque Off inputs SIL3/PLE

### SAFETY PROTECTIONS

over/under-voltage, over current, overheating, short circuit between motor phase to phase and phase to ground

### TEMPERATURES

working from 5°C to 50°C, storage from -25°C to 55°C

### HUMIDITY

5% ÷ 85% not condensing

### PROTECTION DEGREE


IP20

### PROTECTION CLASS

Class I Equipment

## AC Brushless Servodrives

**VANADIO**  
AC - SERVO - DRIVES




# AW5A9750

- Mains power supply 240 Vac
- Incremental or absolute encoder and Hall sensor inputs
- Serial Service for real time programming and debugging
- Safe Torque Off SIL3/PLE inputs (STO)
- External braking resistor management
- Compliance with the most common PLC Masters on the market
- New e3PLC Programming Environment, easy and intuitive
- UL recognized certified

**Ever**  
ELETTRONICA  
the clever drive

ELETTRONICA PER AUTOMAZIONE INDUSTRIALE  
Via del Commercio, 2/4 -9/11  
Loc. S. Grato - Z.I.  
26900 - LODI (LO) - Italy  
Tel. 0039 0371 412318 - Fax 0039 0371 412367  
email infoever@everelettronica.it  
www.everelettronica.it

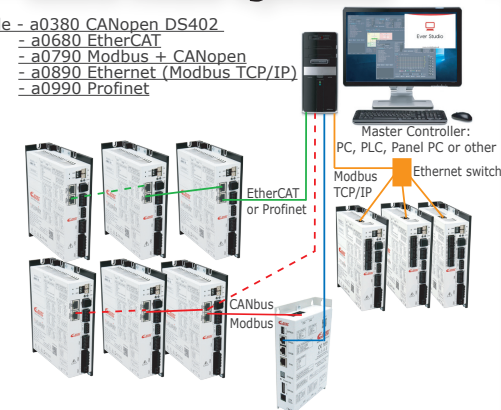
## Digital inputs



## Multi Axes Systems

Slave mode - a0380 CANopen\_DS402

- a0680 EtherCAT
- a0790 Modbus + CANopen
- a0890 Ethernet (Modbus TCP/IP)
- a0990 Profinet



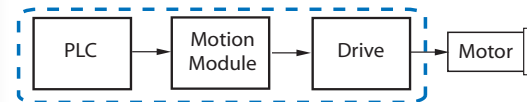
Drive control through commands by Master Controller. Suitable for multi axes systems. Built in powerful Motion Module functionality assures perfect synchronization among axes and reduces Master Controller workload.

## Stand Alone Mode

User Programmable - eePLC- a0690 / a0790 / a0890 / a0990

**FIELDBUS DRIVES WITH AUTONOMOUS FUNCTIONING** that, by integrating advanced PLC and motion controller functions in one single device, programmable by the user with the IDE for Windows PC and e3PLC, allows to reduce the traditional machine control solution.

Traditional Solution



e3PLC Solution



The e3PLC IDE allows the user to access all the I/O control functions and resources, provided by the drive, and to locally program its Motion Control Module, which can also be synchronized with other drives and events of the controlled process. Thanks to the advanced functionalities of the Power Motion Module, an integrated Real-time Process Module, applications can be easily created for special applications such as:

- Labelling
- Electronic cams
- Control Sequences of cable processing
- Many other user-customized processes ...

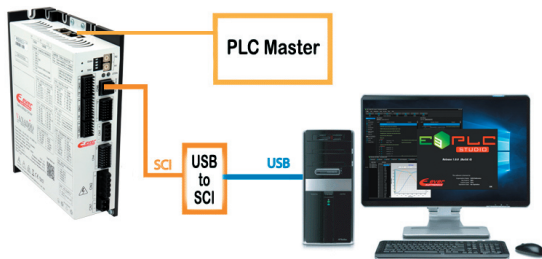
## Configuration and programming

Ever co. proprietary PC Software Tools for easy and quick development, configuration and supervision of each system.

### Fieldbus configuration (slave)



### IDE e3PLC configuration (programmable)



Autonomous management of the firmware for the execution of the **homing**, of the target movement with relative or absolute quota and for the generation of the ramp profiles

**Torque mode** for operation with torque limitation

Speed control thanks to digital inputs, analogue inputs or fieldbus

**Electronic CAM** with advanced programming of internal profiles inside the drive

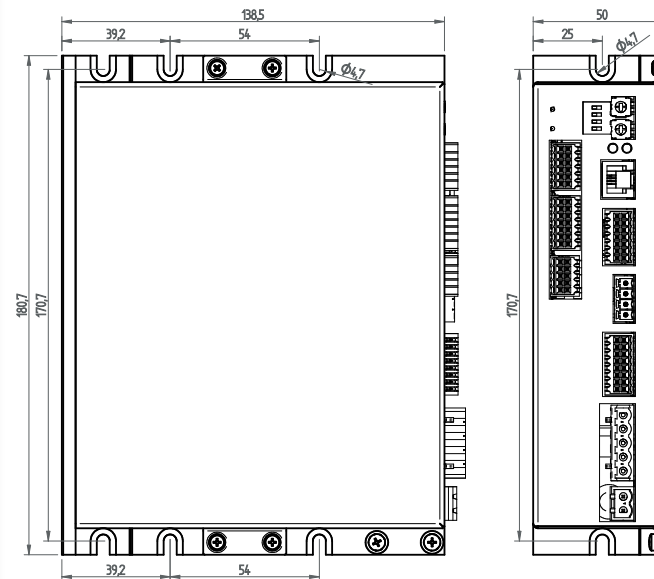
**Electric shaft** with encoder or analogue input with variable tracking ratio (Electric Gear)

Fast inputs and outputs for motor' start & stop and event synchronization for high speed response applications such as labeling, nick finder, flying saw etc.

Possibility to synchronize the movements in multi-axis systems, even without fieldbus

Enabling and on-the-fly changing of the motion control modes

## Mechanical Data



| Models          | Dimensions (mm) |       |      | Weight (g.) |
|-----------------|-----------------|-------|------|-------------|
|                 | H               | D     | W    |             |
| AW5A9750x2x1-20 | 180.7           | 138.5 | 50.0 | 800 approx  |

## Ordering Information for AW5A9750

| Ordering code                |         | Power                     |   | System Resources |                 |                  |                  |  |                       |   |   |               |
|------------------------------|---------|---------------------------|---|------------------|-----------------|------------------|------------------|--|-----------------------|---|---|---------------|
| Versions                     | Config. | Power supply              | Current   | Digital inputs   | Digital outputs | Analogues inputs | Analogues output | Interface  | STO inputs            | Feedback interface                              | SCI interface   | Control mode  |
| <b>Azionamenti Linea DW4</b> |         |                           |   |                  |                 |                  |                  |  |                       |   |   |               |
| AW5A9750L221-20              | a0380   | 100 ÷ 240 Vac (monophase) | up to 3.0 Arms ( peak of 12 Arms for 1s max with DC max = 10% ) | 4                | 3               | --               | --               | CANbus<br>CANopen<br>and<br>Serial RS485<br>Modbus-RTU | Safe Torque Off (STO) | Incremental or absolute Encoder and Hall sensor | Service SCI interface for programming and real time debugging | CANopen DS402 |
| AW5A9750L2G1-20              |         |                           |   | 16               | 12              | 2                | 2                |  |                       |   |   |               |
| AW5A9750L221-10              | a0790   |                           |   | 4                | 3               | --               | --               |  |                       |   |   |               |
| AW5A9750L2G1-20              |         |                           |   | 16               | 12              | 2                | 2                |  |                       |   |   |               |
| AW5A9750E2G1-20              | a0890   |                           |   | 16               | 12              | 2                | 2                | Ethernet (Modbus TCP/IP)                               |                       |   |   |               |
| AW5A9750H221-20              | a0680   |                           |   | 4                | 3               | --               | --               | EtherCAT   |                       |   |   |               |
|                              | a0690   |                           |   |                  |                 |                  |                  |  |                       |   |   |               |
| AW5A9750T221-20              | a0990   | 4                         | 3   | --               | --              | Profinet         |                  |  |                       |   |   |               |

### Configuration and Programming Kits

| Kit code      | Description  |
|---------------|--|
| SW5_SERV00-SL | SCI service kit with cables, service serial to RS485 and RS485 to USB converters and Ever Studio configuration software. |
| SW5_SERV00-EE | SCI service kit with cables, service serial to RS485 and RS485 to USB converters and e3PLC programming software.         |